

CITY OF PLAINWELL



"The Island City"

2005-2006 Proposed Budget Summary


Richard Brooks, Mayor
Lori Steele, Mayor Pro-Tem
Brad Keeler, Councilperson
Jim Hull, Councilperson
Ray Fuller, Councilperson

**Presented by Erik J. Wilson, City Administrator
June 27, 2005**

Tax Information



Allegan County Total Taxable



Gunplain Township	\$178,448,154	
Allegan City	\$142,584,135	
Otsego Township	\$134,756,396	
Otsego City	\$114,681,539	
<u>Plainwell City</u>	<u>\$84,150,739</u>	(+ 3.6% over 2004)
Wayland City	\$83,689,155	





Allegan County Real Property

Commercial

2005 Taxable Value

▪ Wayland City	\$26,497,174
▪ Otsego Township	\$22,713,537
▪ Allegan City	\$21,921,877
▪ <u>Plainwell City</u>	<u>\$15,141,655</u>
▪ Gunplain Township	\$13,797,181
▪ Otsego City	\$9,813,292



(+ 4.3% over 2004)

Allegan County Real Property



Industrial



2005 Taxable Value

- Allegan City \$21,848,793
- Otsego City \$10,058,310
- ➔ Plainwell City \$6,882,449 (+ 3.6% over 2004)
- Gunplain Township \$5,505,468
- Wayland City \$2,676,937
- Otsego Township \$760,937


2005 Allegan County Taxable Valuation



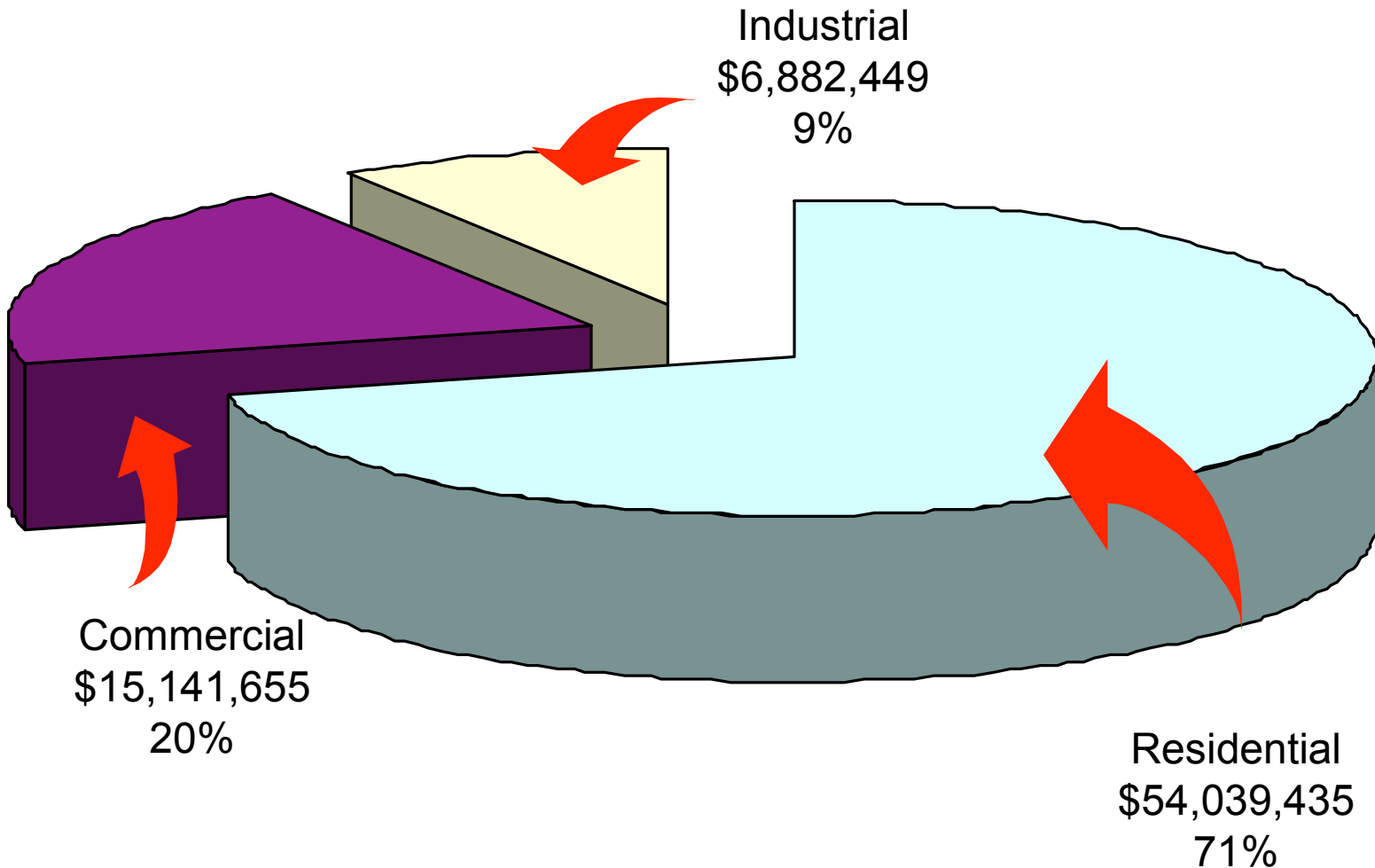
	<u>Commercial</u>	<u>Industrial</u>	<u>Personal</u>	<u>Total Real & Personal</u>
Allegan City	\$21,921,877	\$21,848,793	\$42,953,700	\$86,724,370
Otsego City	\$9,813,292	\$10,058,310	\$34,759,100	\$54,630,702
Gunplain Township	\$13,797,181	\$5,505,468	\$20,215,380	\$39,518,029
Wayland City	\$26,497,174	\$2,676,937	\$7,919,200	\$37,093,311
Otsego Township	\$22,713,537	\$760,937	\$9,851,950	\$33,326,424
Plainwell City	\$15,141,655	\$6,882,449	\$8,087,200	\$30,111,304

Allegan County Real Property



	<u>2005 Taxable Value</u>	<u>No. Of Parcels</u>	<u>Value Per Parcel</u>	
▪ Gunplain Township	\$131,836,700	2,469	\$124,630	
▪ Otsego Township	\$94,043,868	2,134	\$113,013	
▪ Otsego City	\$60,050,837	1,480	\$96,797	
▪ Allegan City	\$55,849,791	1,715	\$84,723	
 ▪ <u>Plainwell City</u>	<u>\$54,039,435</u>	<u>1,219</u>	<u>\$108,204</u>	(+ 4.1% over 2004)
▪ Wayland City	\$45,950,828	948	\$114,534	

2005 Residential – Commercial – Industrial Real Property Taxable Breakdown



Millage Rate Comparison

2004

2005 General Fund Millage Rate is 14.6729

	<u>Plainwell</u>	<u>Otsego</u>	<u>Wayland</u>	<u>Allegan</u>	<u>Parchment</u>	<u>Kalamazoo</u>
General Fund Operating	12.7928	12.9341	16.3673	16.4884	16.6772	19.2705
Capital Improvement	1					
Capital Reserve	1					
Solid Waste	1.95					1.87
Other						
City Sub-Total:	16.7428	12.9341	16.3673	16.4884	16.6772	21.1405
Library	0.9208	0.9888	1.386	1.4359	0.9956	3.9583
County	6.6275	6.6275	6.6275	6.6275	6.1362	6.1362
ISD	4.152	4.152	4.152	4.152	3.0416	
*Local School District	18	17.717	18	17.0169	17.7084	18
School Debt	7	7	7	7.55	6.7	4.2
SET	6	6	6	6	6	6
KVCC					2.8135	2.8135
KRESA					3.0416	3.0416
METRO						1
Total:	59.4431	55.4194	59.5328	59.2707	63.1141	66.2901

*Portage & Kalamazoo millage rates based off of each respective school district

2005 Total Taxable Value



Allegan	\$446,818,800
Wayland	\$424,032,243
<u>Plainwell</u>	<u>\$267,692,374</u>
Otsego	\$239,039,207
Martin	\$100,500,841

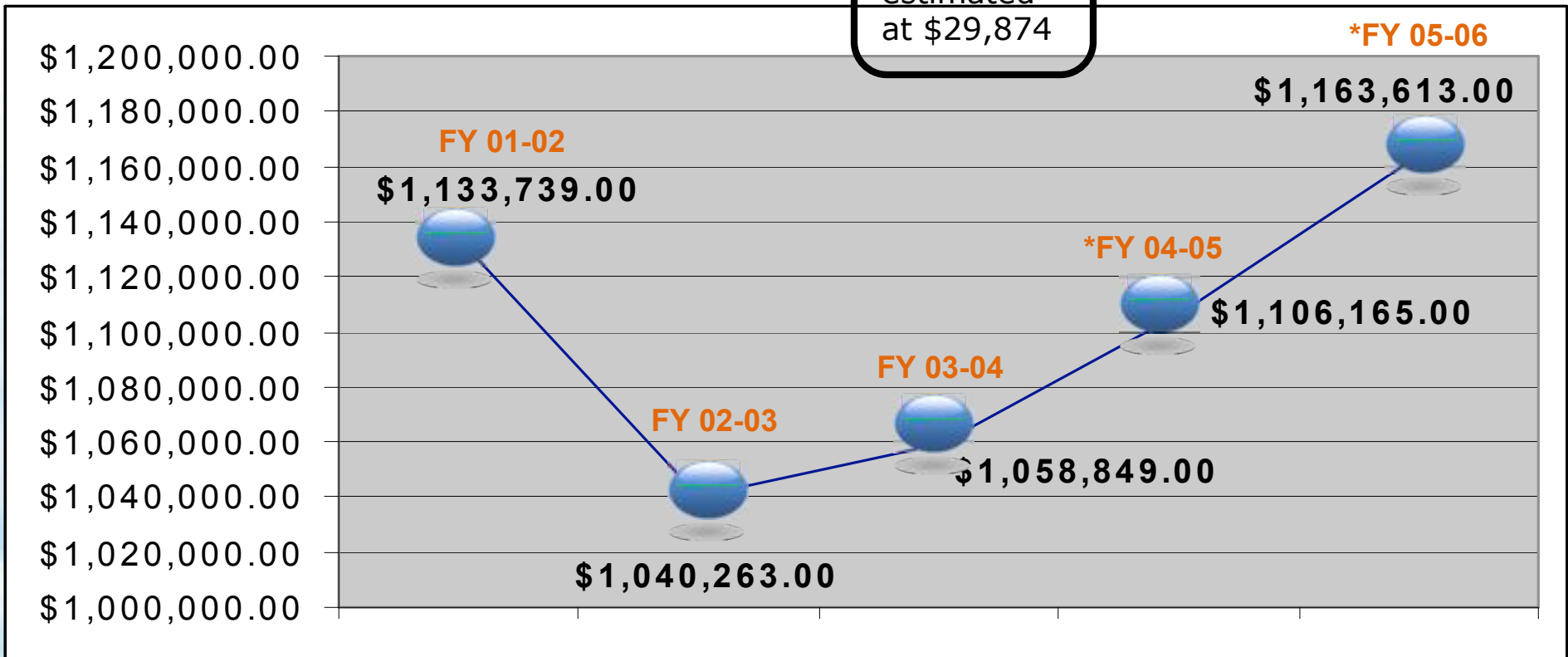


Fund Information



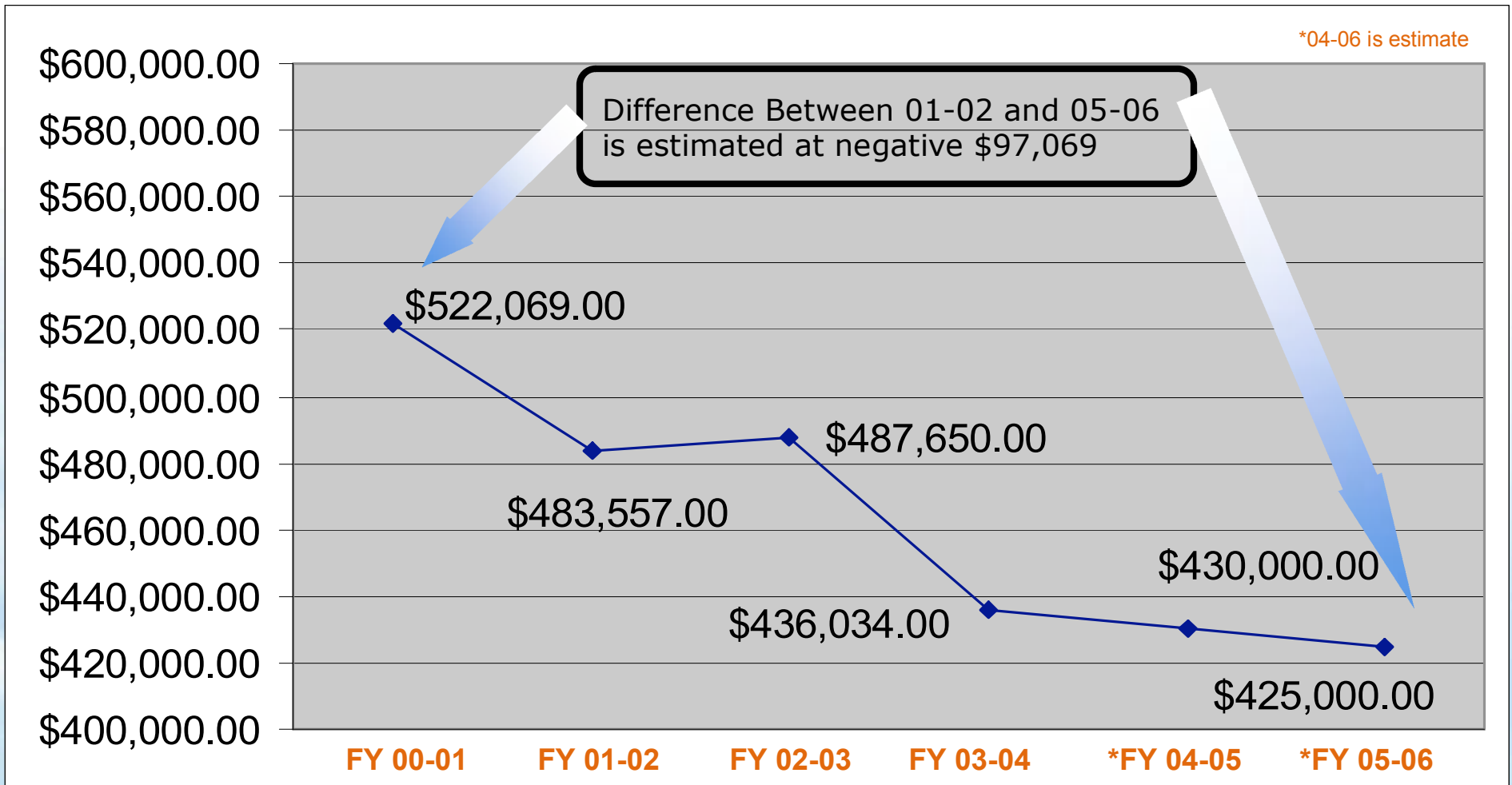
Revenue From Taxes

Difference
Between
01-02 and
05-06 is
estimated
at \$29,874



*estimate

State Shared Revenue



General Fund Overview

The Challenge

Revenue:

<u>2004-2005 Approved</u>	<u>2005-2006 Proposed</u>	<u>Percent +/-</u>	<u>Real Dollars</u>
\$1,803,375	\$1,843,460	2.2%	\$40,085

A 3% Increase in General Fund Personnel Cost = \$36,339

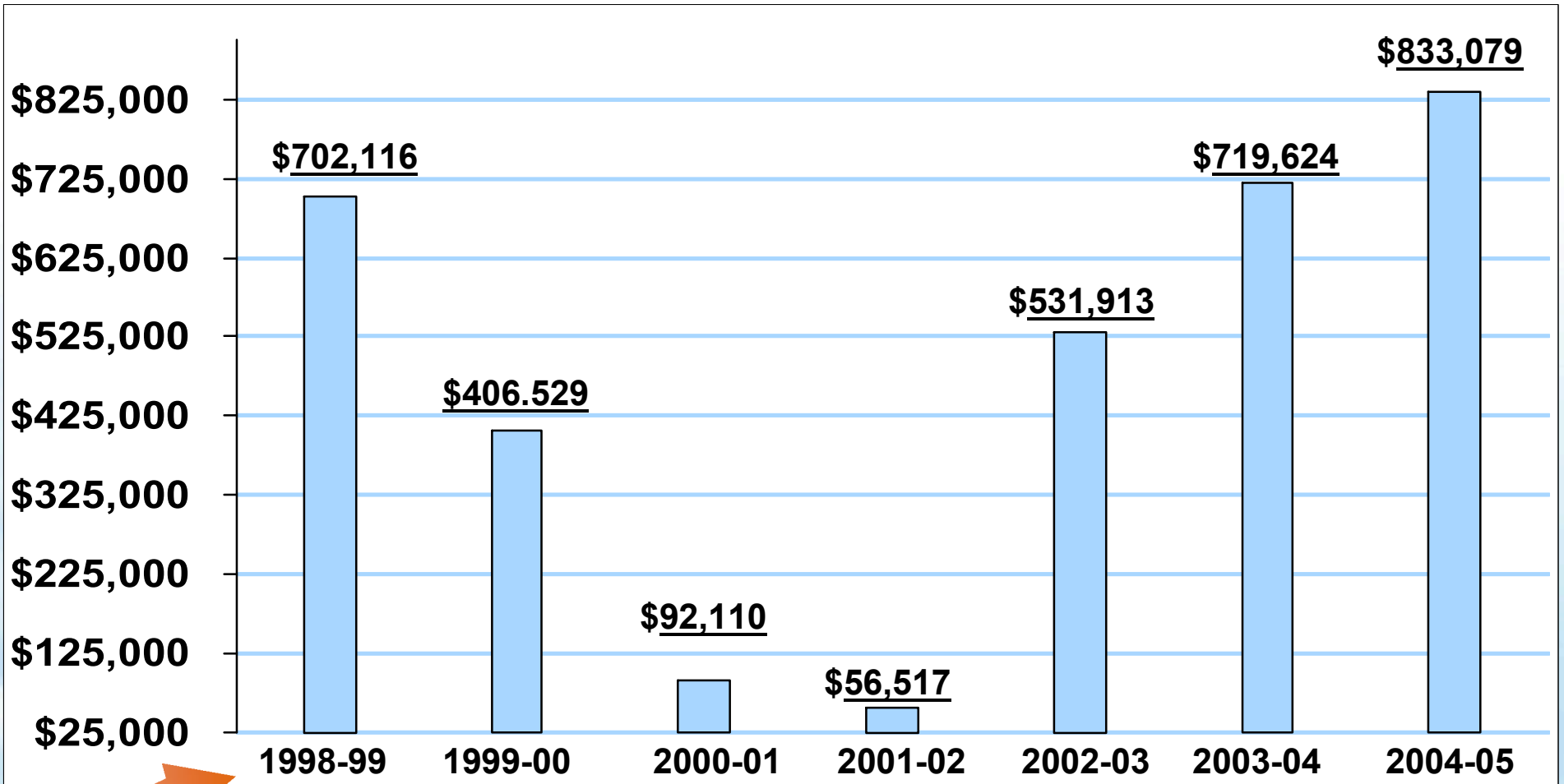
General Fund Expenditure Summary

	<u>FY 05/06</u> <u>Approved</u>	<u>FY 05/06</u> <u>Percent</u>	<u>FY 04/05</u> <u>Percent</u>
Transfers Out	\$0.00	0.00%	3.75%
Legislative	\$32,823.00	1.78%	1.73%
Elections	\$21,762.00	1.18%	0.56%
Administration	\$249,705.00	13.55%	14.15%
Assessor/Board of Review	\$23,542.00	1.28%	1.51%
Building and Grounds	\$133,453.00	7.24%	5.57%
Department of Public Safety- Police Div.	\$893,032.00	48.44%	48.55%
Department of Public Safety- Fire Div.	\$119,275.00	6.47%	5.17%
Department of Public Works	\$85,471.00	4.64%	5.21%
Parks	\$105,733.00	5.74%	6.20%
Flowers	\$17,844.00	0.97%	1.24%
Special Events	\$12,883.00	0.70%	0.98%
Forestry	\$6,421.00	0.35%	0.68%
Planning/Community Development	\$102,731.00	5.57%	2.66%
Community Promotion	\$33,065.00	1.79%	1.72%
Contribution to Other Agencies	\$5,520.00	0.30%	0.31%
Contingency Reserve	\$200.00	0.01%	0.01%
	Total Expenditures: <u>\$1,843,460.00</u>	100.00%	100.00%



2.2 % Increase Over Last Year

General Fund Balance FY 1998 - 2005

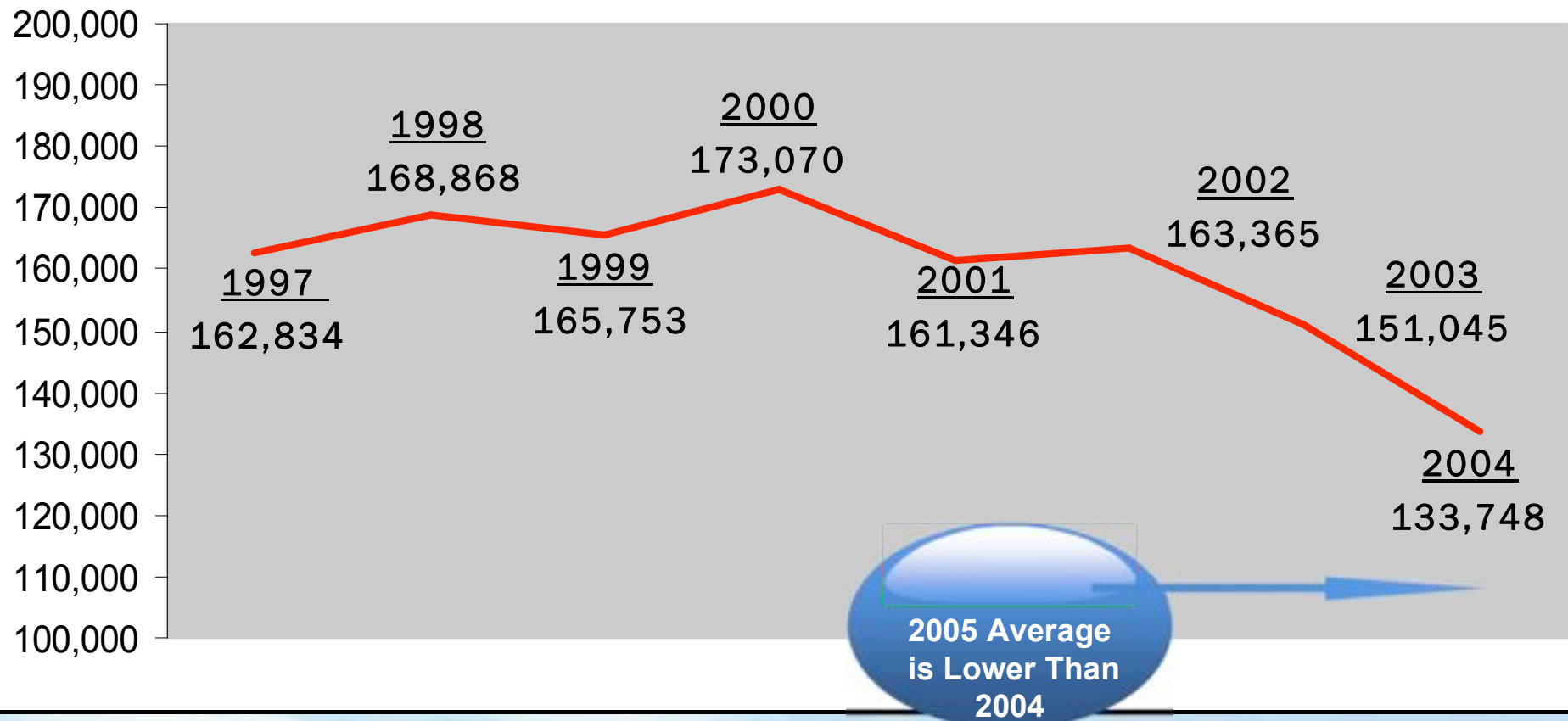


Fiscal
Year

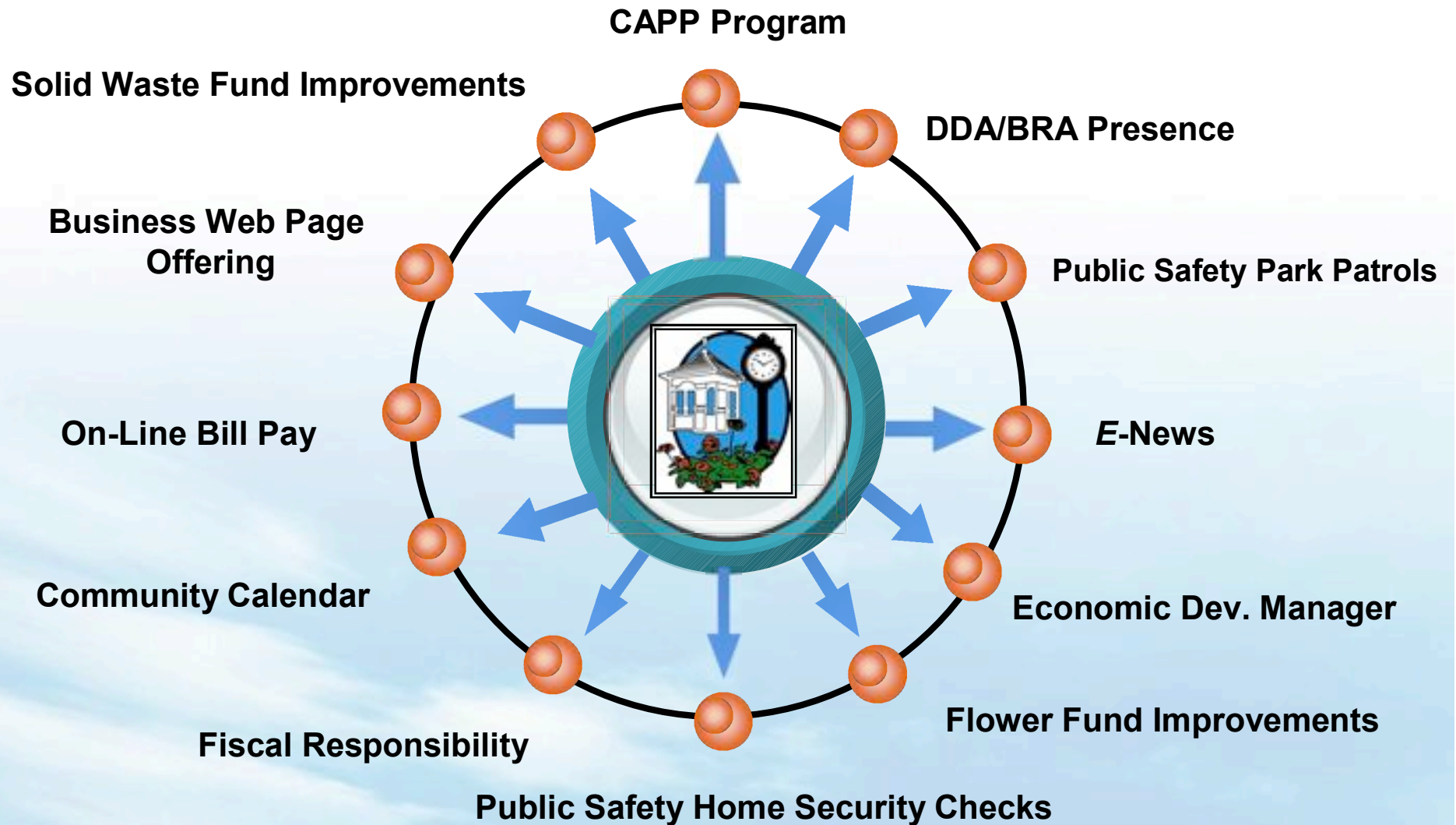
Estimated Fund Balances – All Funds

	Projected Fund Balance June 30, 2005	Proposed 2005-2006	Projected Fund Balances June 30, 2006
▪ General Fund	\$833,079	(\$40,000)	\$793,079
▪ Major Street Fund	\$156,983	\$10,000	\$166,983
▪ Local Street Fund	\$144,638	\$10,000	\$154,638
▪ Solid Waste Removal Fund	\$98,411	(\$2,970)	\$95,441
▪ Fire Reserve Fund	\$383,381	\$93,805	\$477,186
▪ Airport Fund	\$31,258	(\$3,900)	\$27,358
▪ Capital Improvement Fund	\$488,512	(\$462,210)	\$26,302
▪ Brownfield Redevelopment Authority (BRA)	\$0	\$0	\$0
▪ Industrial Park (TIFA)	\$221,585	(\$25,000)	\$196,585
▪ Downtown Development Authority (DDA)	\$0	\$0	\$0
▪ Sewer Fund	\$41,559	(\$41,559)	\$0
▪ Water Fund	\$446,670	\$2,328	\$448,998
▪ Equipment Fund	\$272,121	(\$30,181)	\$241,940

Trends in Water Demand 1997 - 2004



Improving Public Service





Thank You.....Questions

